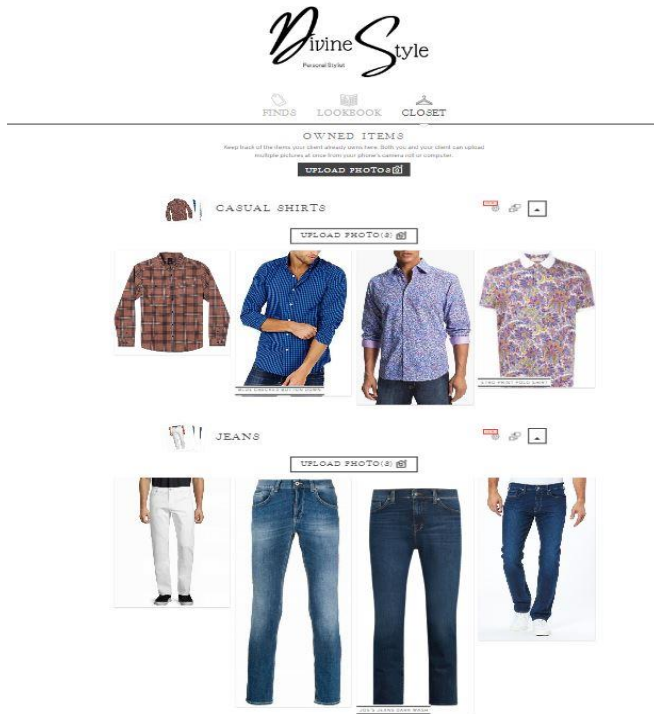


DIVINE STYLE'S ONLINE STYLING PLATFORM

YOUR VIRTUAL CLOSET



Your wardrobe is the 3rd tab labeled **CLOSET** to easily see what you own, make smart decisions when shopping, and we load any shopping from our **FINDS** (online shopping) or if you do a personal fitting.

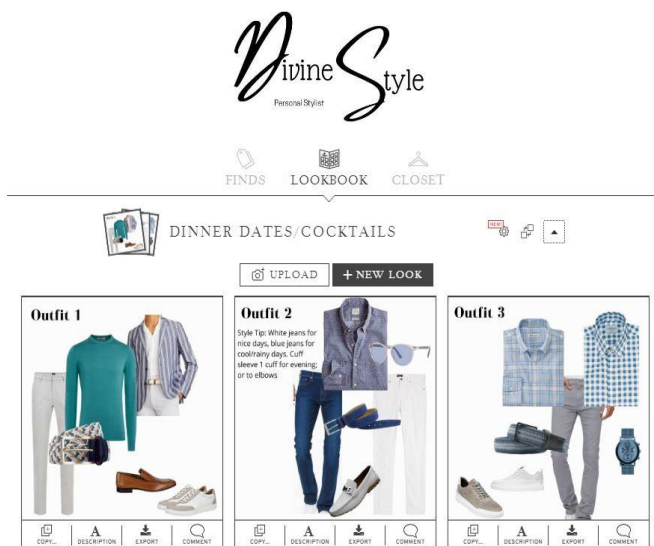
Uploading Photos of Your Wardrobe:

Photograph individual pieces vs. a group of items (show the full front of an item or a pair of shoes)

Use a **neutral background** (white closet door or wall is ideal), the same for each picture.

Find Good Lighting- natural light/sunlight is ideal vs. incandescent light bulbs which have a yellowing effect.


YOUR LOOKBOOK



The lookbook is the 2nd tab. You will see images of styled outfits created for you. The digital lookbook can be created with outfits for work, weekend, date night, travel, vacations, business trips or to show you how to wear an item. You or your stylist may comment with questions or feedback on outfits.

**Visible ONLY if you do a digital lookbook with Divine Style.*

FINDS



*Visible ONLY if you do online shopping with Divine Style.

FINDS is your **online shopping** located in the 1st tab. Click on any drop-down menu on the left (or center of the page when you open it) to see the items. Click on the image to link to the site where you can purchase. Any styling tips is listed under the photo. You can comment underneath the photo any questions or things you need to know. Put pieces in your shopping cart and check out. Once you purchase, under each photo on the right side click the BOUGHT IT button. This moves an item into your "CLOSET".